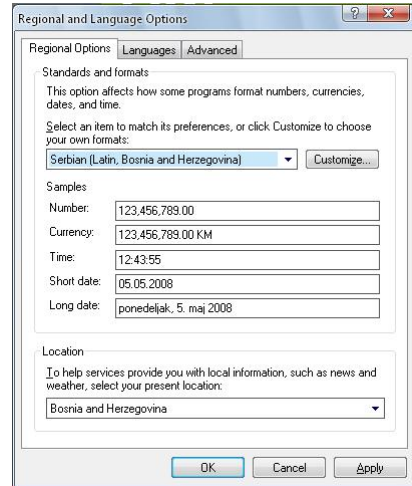
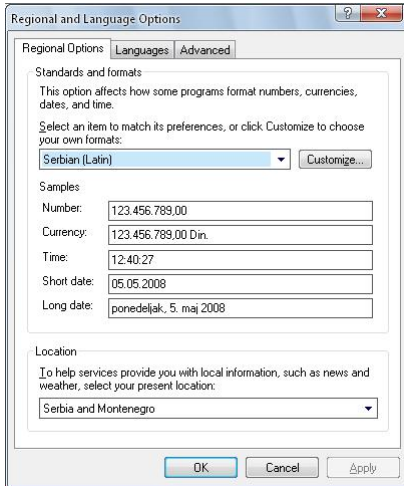
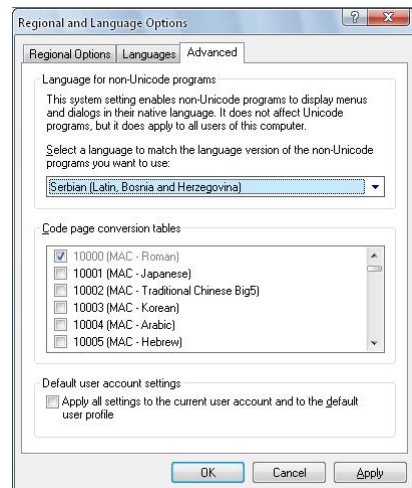
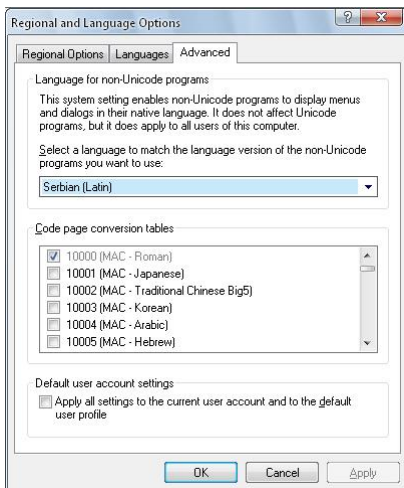


Regionalna podešavanja za XP (SP2)

- Otvorite Start/Control Panel/Regional and Language Options
- U tab-u Regional Options u okviru Standards and formats izabrati Serbian (Latin), u istom tab-u u okviru Location izabrati Serbia and Montenegro



- U tab-u Advanced, u okviru Language for non-Unicode programs obavezno izabrati isto podešavanje kao i u tab-u Regional options u okviru Standards and formats, u ovom slučaju Serbian (Latin)



- Sve do kraja potvrditi sa OK
- Moguće je da vam sistem traži restart računara